

LIGHTING COLLECTION 2019



CANGINI & TUCCI

| | | |
|------------|---|----|
| ZOE |  | 8 |
| FIJI |  | 22 |
| FLUTE |  | 34 |
| LADY LOUIS |  | 44 |
| SCARLETT |  | 54 |

QUALITÀ MADE IN ITALY

QUALITY MADE IN ITALY / QUALITÄT IN ITALIEN GEMACHT

TUTTI I NOSTRI PRODOTTI SONO ACCOMPAGNATI DA UN CERTIFICATO DI GARANZIA CHE NE ATTESTA L'ORIGINALITÀ, LA MANIFATTURA ITALIANA E LA QUALITÀ. I NOSTRI PRODOTTI SONO FRUTTO DELLA PIÙ PURA PRODUZIONE ARTIGIANALE E, DI CONSEGUENZA, ALCUNE IMPERFEZIONI DEL CRISTALLO, DEL COLORE, DEL CAMBIO DI TONALITÀ, NON VENGONO CONSIDERATI DIFETTI MA PREGI, CHE NE GARANTISCONO L'AUTENTICITÀ RENDENDO IL PEZZO UNICO.

ALL OUR PRODUCTS ARE PROVIDED OF A WARRANTY CERTIFICATE THAT AUTHENTICATES THE ORIGINALITY, THE ITALIAN MANUFACTURING AND QUALITY OF THE PRODUCT. WE GUARANTEE THAT OUR PRODUCTS ARE THE RESULT OF THE PUREST HANDMADE PRODUCTION, AND FOR THIS REASON ANY IMPERFECTIONS IN THE CRYSTAL OR COLOUR (OR CHANGES OF TONALITY) ARE NOT DEFECTIVE. EACH HAS PARTICULAR FEATURES THAT GUARANTEE THEIR AUTHENTICITY AND OFFER OUR ESTEEMED CUSTOMERS A OPPORTUNITY TO OWN A UNIQUE PRODUCT TO TREASURE.

ALLE UNSERE PRODUKTE WERDEN VON EINER GARANTIE BEGLEITET, DIE DEREN ORIGINALITÄT, DIE ITALIENISCHE HANDARBEIT UND DIE QUALITÄT BESCHWEINIGEN. UNSERE PRODUKTE SIND DAS ERGEBNIS REINSTER HANDWERKLICHER PRODUKTION UND FOLGLICH SIND EINIGE UNVOLLKOMMENHEITEN DES KRISTALLS, DER FARBE, DER NUANCENÄNDERUNG NICHT ALS FEHLER, SONDERN ALS WERT ZU ERACHTEN, DER DIE AUTHENTIZITÄT DES PRODUKTS GEWÄHRLEISTET UND ES EINZIGARTIG MACHT.

LINEE DI LUCE

LINES OF LIGHT / LICHTLINIEN



“SEGN E LINEE PRENDONO FORMA
TRA FUOCO E MATERIA.
LA LUCE SI DESCRIVE NELL'IRREGOLARITÀ
DEL VETRO CREANDO TENUI OMBRE ED ESALTANDO
TUTTA LA SAPIENZA DI GESTI ANTICHI,
DOVE L'UNICITÀ DELLA FORMA SI SPOSA AL DESIGN.
QUESTO È IL NOSTRO MODO DI INTERPRETARE E
RENDERE VIVA LA LUCE”.

“SIGNS AND LINES TAKE SHAPE
FROM FIRE AND RAW MATERIALS.
THE LIGHT IS DESCRIBED IN THE IRREGULARITY
OF THE GLASS CREATING SOFT SHADOWS
AND ENHANCING ALL THE WISDOM OF ANCIENT
GESTURES, WHERE THE UNIQUENESS
OF THE FORM IS COMBINED WITH DESIGN.
THIS IS OUR INTERPRETATION OF BRINGING
LIGHT TO LIFE”.

“ZEICHEN UND LINIEN NEHMEN ZWISCHEN FEUER
UND MATERIE FORM AN. DAS LICHT BRICHT SICH
IN DER UNREGELMÄSSIGKEIT DES GLASES, ERZEUGT
ZARTE SCHATTEN UND HEBT DIE WEISHEIT ANTIKER
GESTEN HERVOR, WOBEI DIE EINZIGARTIGKEIT
DER FORM MIT DEM DESIGN KOMBINIERT WIRD.
DIES IST UNSERE ART, LICHT ZU INTERPRETIEREN
UND ZUM LEBEN ZU ERWECKEN”.



METALLIZ- ZAZIONE

METALLIZATION / METALLISIERUNG

IL PROCESSO DI METALLIZZAZIONE VIENE ESEGUITO CON METODO ARTIGIANALE. PICCOLE IMPERFEZIONI PIÙ O MENO EVIDENTI SONO INEVITABILI E NE ATTESTANO VALORIZZANDONE L'ESECUZIONE MANUALE DELLA STESSA. IL PROCESSO NON UTILIZZANDO CODICI RAL PUÒ DARE LUOGO A DIFFERENTI TONALITÀ DI COLORE CHE POSSONO CAMBIARE DA UNA FASE DI LAVORAZIONE ALL'ALTRA A DISTANZA DI TEMPO. L'AZIENDA RISERVA E GARANTISCE UN ATTENTO CONTROLLO DI QUALITÀ.

THE METALLIZATION PROCESS IS HANDCRAFTED. SMALL IMPERFECTIONS ARE INEVITABLE AND THEY ATTEST THE MANUAL EXECUTION OF THE PROCESS. THE PROCESS DOES NOT USE RAL CODES, THEREFORE THIS CAN GIVE RISE TO DIFFERENT SHADES OF COLOUR THAT CAN CHANGE FROM A PHASE OF PRODUCTION TO ANOTHER IN A DISTANCE OF TIME. THE COMPANY RESERVES AND GUARANTEES A CAREFUL QUALITY CONTROL.

SEHR GEEHRTE KUNDE WIR GRATULIEREN FÜR DEN KAUF UNSERER LEUCHTEN DIE METALLISIERUNG PROZESS ERFOLGT IN HANDWERKLICHE VERFAHREN KLEINE IMPERFEKTIONEN SIND NICHT VERHINDERBAR UND WERTSCHÄTZEN DAS KUNST-HANDWERK. LEIDER SIND KEINE STANDARD FARBSKALA EINSETZBAR DAHER SIND LEICHTE TON UNTERSCHIEDE IN DEM FARBERGEBNIS BEI UNTERSCHIEDLICHEN LIEFERUNGEN MÖGLICH. DIE FIRMA GARANTIERT EINE AKKURATE QUALITÄT KONTROLLE.



ZOE™

**LAMPADA DA TAVOLO, APPLIQUE,
SOSPENSIONE, BINARIO E PLAFONIERA**

*TABLE LAMP, WALL LAMP, HANGING LAMP,
CEILING TRACK AND CEILING LAMP*





XXL1303.1L



PARALUMI CINETTE DISPONIBILI PER LA LINEA ZOE
 CINETTE LAMP SHADES AVAILABLE FOR ZOE

BIANCO / ARGENTO
 WHITE / SILVER



BIANCO / ORO
 WHITE / GOLD



NERO / ARGENTO
 BLACK / SILVER



NERO / ORO
 BLACK / GOLD





GIG1307.120.3L



XXL1303.1L

AP1301.1L



1309MX.3L



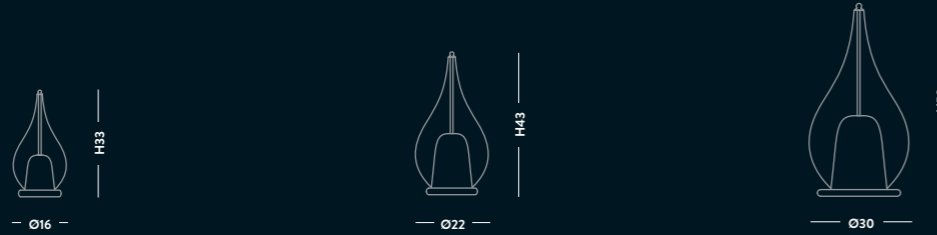
ZOE

STRUTTURA METALLICA DISPONIBILE / AVAILABLE METAL STRUCTURE:

CROMO / CHROME

(A RICHIESTA: ROSONE BIANCO, NERO, BRONZO, FOGLIA ORO-ARGENTO)

(ON DEMAND: BLACK, WHITE, BRONZE, GOLD-SILVER LEAF CANOPY)

**LU1300**

Lampada da tavolo / Table lamp

vetro/glass Ø16 cm - H33 cm

1 G9 x max 33W 230V

CE IP20 1m

LUGIG1300

Lampada da tavolo / Table lamp

vetro/glass Ø22 cm - H43 cm

1 E27 x max 60W 220-240V

CE IP20 1m

LUXXL1300

Lampada da tavolo / Table lamp

vetro/glass Ø30 cm - H58 cm

1 E27 x max 60W 220-240V

CE IP20 1m

**LU1303**

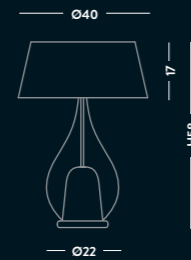
Lampada da tavolo / Table lamp

vetro/glass Ø16 cm - H43 cm

1 E14 x max 40W 220-240V

1 LED x 4,3W 350 LUMEN 3.000K

CE IP20 1m

**LUGIG1303**

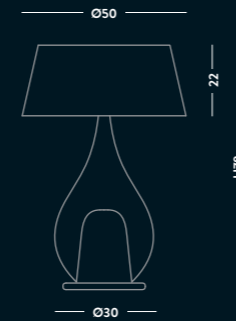
Lampada da tavolo / Table lamp

vetro/glass Ø22 cm - H58 cm

1 E27 x max 60W 220-240V

1 LED x 4,3W 350 LUMEN 3.000K

CE IP20 1m

**LUXXL1303**

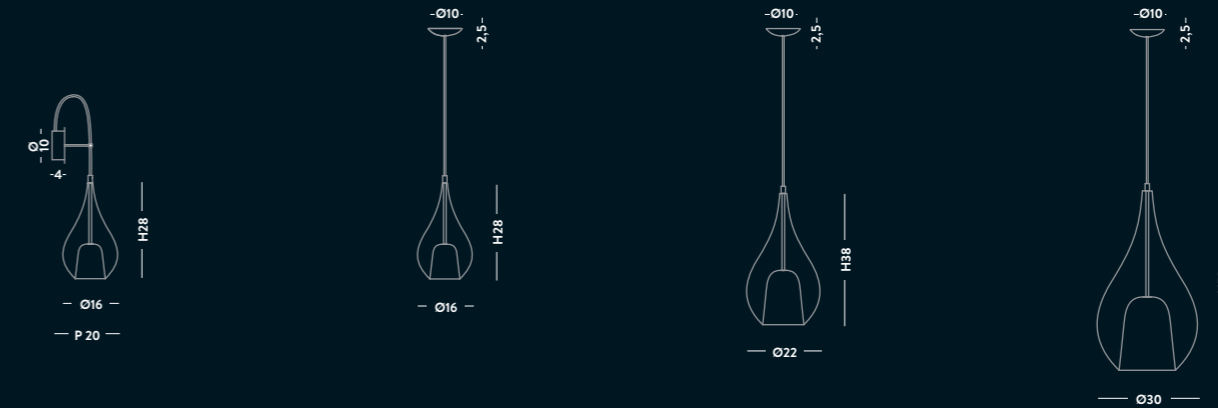
Lampada da tavolo / Table lamp

vetro/glass Ø30 cm - H78 cm

1 E27 x max 60W 220-240V

1 LED x 4,3W 350 LUMEN 3.000K

CE IP20 1m

**AP1301.1L**

Applique / Wall lamp

vetro/glass Ø16 cm - cavo/cable 50 cm

1 *G9 x max 48W 230V

CE IP20 1m

1303.1L

Sospensione / Hanging lamp

vetro/glass Ø16 cm - cavo/cable 150 cm

1 *G9 x max 48W 230V

CE IP20 1m

GIG1303.1L

Sospensione / Hanging lamp

vetro/glass Ø22 cm - cavo/cable 150 cm

1 E27 x max 105W 220-240V

CE IP20 1m

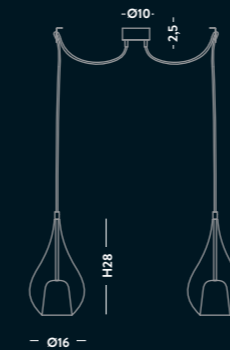
XXL1303.1L

Sospensione / Hanging lamp

vetro/glass Ø30 cm - cavo/cable 150 cm

1 E27 x max 105W 220-240V

CE IP20 1m


**1303.2L**

Sospensione / Hanging lamp

vetro/glass Ø16 cm - cavo/cable 250 cm

2 *G9 x max 48W 230V

CE IP20 1m

**1303.3L**

Sospensione / Hanging lamp

vetro/glass Ø16 cm - cavo/cable 250 cm

3 *G9 x max 48W 230V

CE IP20 1m

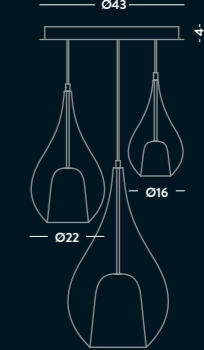
**1307.3L**

Binario a soffitto / Ceiling track

vetro/glass Ø16 cm - cavo/cable 150 cm

3 *G9 x max 48W 230V

CE IP20 1m

**1309MX.3L**

Plafoniera / Ceiling lamp

vetro/glass Ø16/22/30 cm - cavo/cable 150 cm

1 *G9 x max 48W 2 *E27 x max 105W 220-240V

CE IP20 1m

LU13013 - LUGIG1301 - LUXXL1303I LUMEN INDICATI CORRISPONDONO ALL'INTENSITÀ LUMINOSA ALL'ORIGINE DELLA SCHEDA LED
LUMEN INDICATED CORRESPONDS TO THE LUMINOUS INTENSITY AT THE ORIGIN OF THE LED BOARD**A RICHIESTA / ON DEMAND*** SOSPENSIONE / APPLIQUE G9 PUÒ ESSERE REALIZZATO CON ATTACCO E14
* HANGING / WALL LAMP G9 CAN BE MADE WITH E14**1307.3L**BINARIO A SOFFITTO / CEILING TRACK:
ACCIAIO INOX RILUCIDATO
STAINLESS POLISHED STEEL**1309MX.3L**PLAFONIERA / CEILING LAMP:
ACCIAIO INOX RILUCIDATO
STAINLESS POLISHED STEEL

COLORI VETRO DISPONIBILI / AVAILABLE GLASS COLOURS

01 - Trasparente
Transparent03 - Rosa
Pink04 - Iridescente
Shiny05 - Ambra
Amber06 - Verde
Green07 - Azzurro
Sky-blue08 - Fumè
Fume16 - Tabacco
Tobacco17 - Rubino
Ruby

COLORI METALLIZZATI VETRO DISPONIBILI / METALLIC GLASS COLOURS AVAILABLE

Rosso
RedNero
BlackAcciaio
SteelOro
GoldBronzo
BronzeOra rosa
Rose goldArcobaleno
Rainbow



FIJI™

design, Enrico De Lotto

LAMPADA APPLIQUE,
SOSPENSIONE, E PLAFONIERA

HANGING LAMP, WALL AND CEILING LAMP





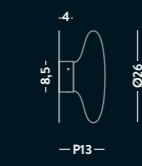


1487.120.3L



FIJI

STRUTTURA METALLICA DISPONIBILE / AVAILABLE METAL STRUCTURE:
CROMO/CHROME - NERO/BLACK

**AP1481.1L**

Applique / Wall lamp

Ø26 cm - P13 cm

1x LED 12,8W 32-40V CC 350mA

CE IP20 Δ 1m

**APGIG1481.1L**

Applique / Wall lamp

Ø34 cm - P16 cm

1x LED 12,8W 32-40V CC 350mA

CE IP20 Δ 1m

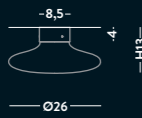
**APXXL1481.1L**

Applique / Wall lamp

Ø40 cm - P17 cm

1x LED 12,8W 32-40V CC 350mA

CE IP20 Δ 1m

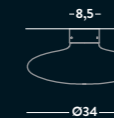
**1482.1L**

Plafoniera / Ceiling lamp

Ø26 cm - H13 cm

1x LED 12,8W 32-40V CC 350mA

CE IP20 Δ 1m

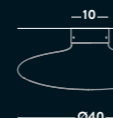
**GIG1482.1L**

Plafoniera / Ceiling lamp

Ø34 cm - H16 cm

1x LED 12,8W 32-40V CC 350mA

CE IP20 Δ 1m

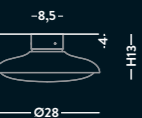
**XXL1482.1L**

Plafoniera / Ceiling lamp

Ø40 cm - H17 cm

1x LED 12,8W 32-40V CC 350mA

CE IP20 Δ 1m

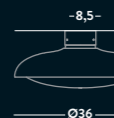
**1486.1L**

Plafoniera / Ceiling lamp

Ø28 cm - H13 cm

1x LED 12,8W 32-40V

CE IP20 Δ 1m

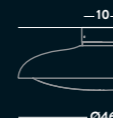
**GIG1486.1L**

Plafoniera / Ceiling lamp

Ø36 cm - H16 cm

1x LED 12,8W 32-40V

CE IP20 Δ 1m

**XXL1486.1L**

Plafoniera / Ceiling lamp

Ø46 cm - H17 cm

1x LED 12,8W 32-40V

CE IP20 Δ 1m

SCHEDA LED SOSTITUIBILE
LED IS REPLACEABLE

COLORI VETRO DISPONIBILI / AVAILABLE GLASS COLOURS



01 - Trasparente
Transparent

COLORI METALLIZZATI VETRO DISPONIBILI / METALLIC GLASS COLOURS AVAILABLE



Nero opaco
Matt black



Oro rosa
Rose gold



Acciaio
Steel



Miele
Honey

**1483.1L**

Sospensione / Hanging lamp

vetro/glass Ø28 cm - cavo/cable 150 cm

1x LED 12,8W 32-40V CC 350mA

CE IP20 Δ 1m

**GIG1483.1L**

Sospensione / Hanging lamp

vetro/glass Ø36 cm - cavo/cable 150 cm

1x LED 12,8W 32-40V CC 350mA

CE IP20 Δ 1m

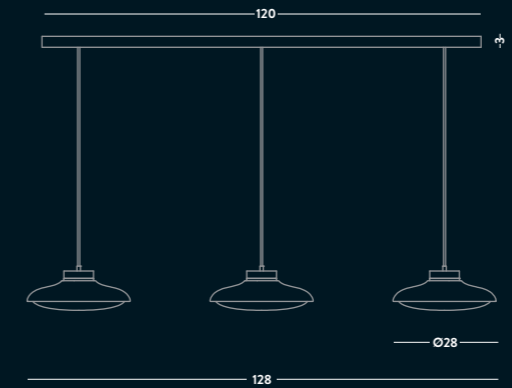
**XXL1483.1L**

Sospensione / Hanging lamp

vetro/glass Ø46 cm - cavo/cable 150 cm

1x LED 12,8W 32-40V CC 350mA

CE IP20 Δ 1m

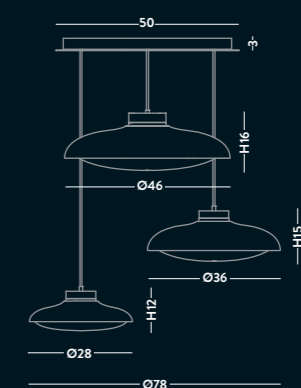
**1487.120.3L**

Binario a soffitto / Ceiling track

L128 - P28 cm - cavo/cable 150 cm

3x LED 12,8W 32-40V CC 350mA

CE IP20 Δ 1m

**1489MX.50.3L**

Plafoniera / Ceiling lamp

Ø78 cm - cavo/cable 150 cm

3x LED 12,8W 32-40V CC 350mA

CE IP20 Δ 1m

1487.120.3L
BINARIO A SOFFITTO / CEILING TRACK:
ACCIAIO INOX RILUCIDATO
STAINLESS POLISHED STEEL

- CAVO ELETTRICO IN GOMMA NERO / BLACK RUBBER ELECTRIC CABLE
- DIFFUSORE IN VETRO SABBIA TO / DIFFUSER IN SANDED GLASS
- DRIVER INCLUSO / DRIVER INCLUDED

A RICHIESTA COMPONENTI UL +10% UL / ON DEMAND COMPONENTS +10%
DIMMERABILE SÌ / DIMMABLE YES
LED 12,8W DIMM - 1615 LM - 126 LM/W - IP20 - CC 350MA - CRI TYP.95 - 32-40V - 180° - 2700°K O/OR 3000°K



FLUTE

**LAMPADA DA TAVOLO, APPLIQUE,
SOSPENSIONE, BINARIO E PLAFONIERA**

*TABLE LAMP, WALL LAMP, HANGING LAMP,
CEILING TRACK AND CEILING LAMP*



XXL1393.1L



1399MX.43.3L



LUGIG1390.1L

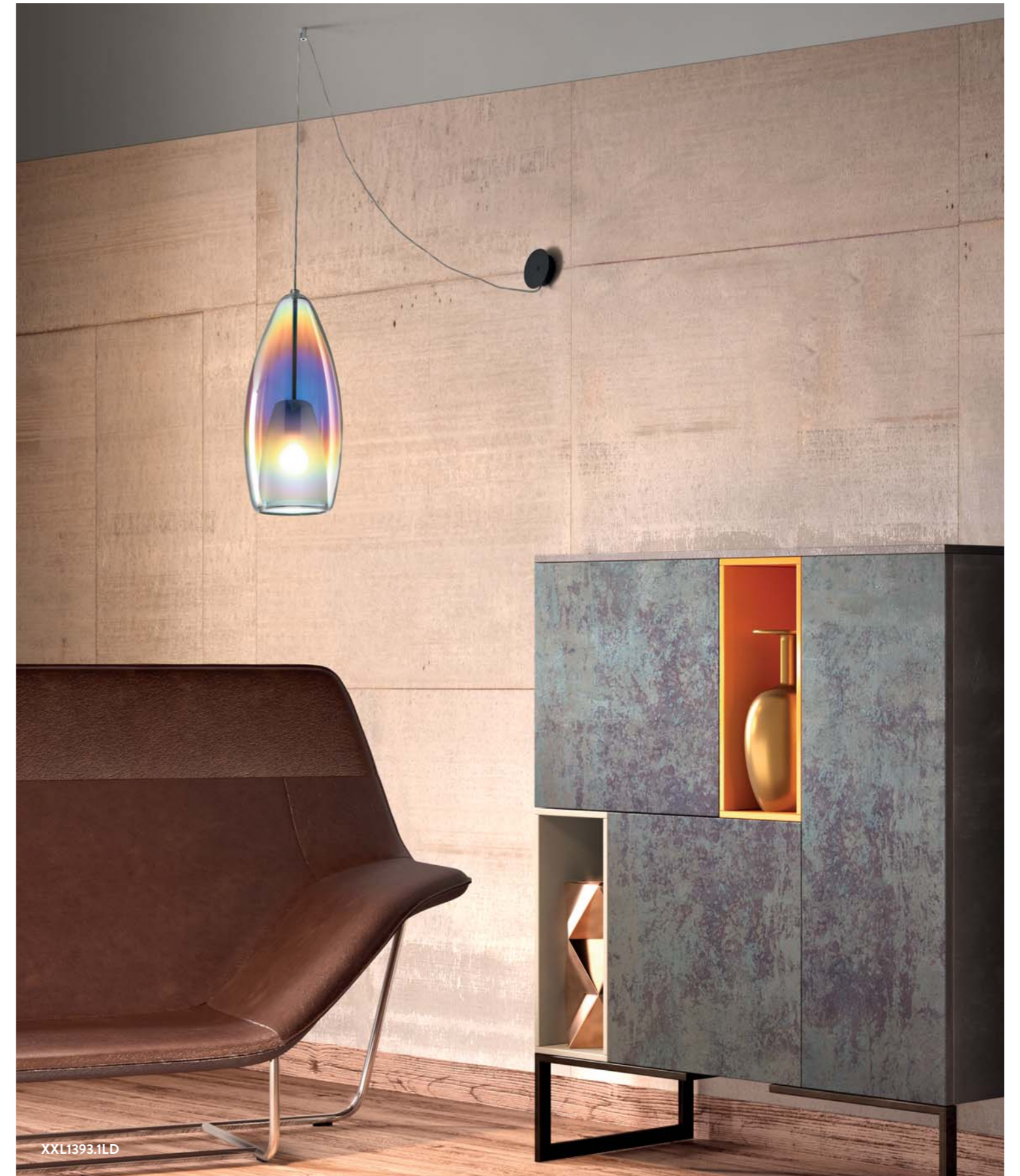


GIG1397.120.3L



AP1391.1L

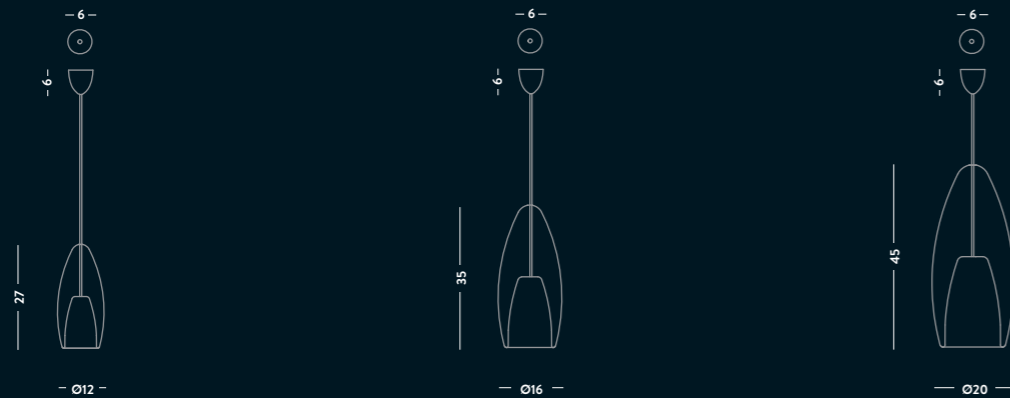
1393MX.2L



XXL1393.1LD

FLUTE

STRUTTURA METALLICA DISPONIBILE / AVAILABLE METAL STRUCTURE:
CROMO/CHROME - NERO/BLACK - BIANCO/WHITE - BRONZO/BRONZE



1393.1L

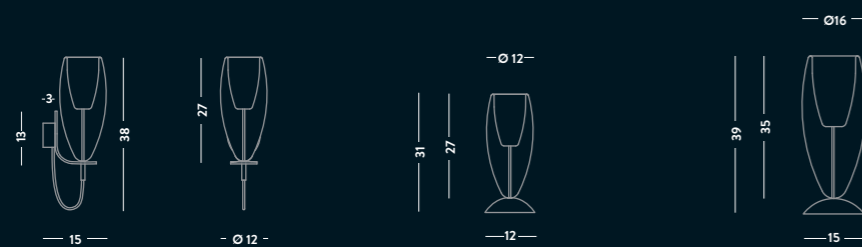
Sospensione / Hanging lamp
vetro/glass Ø12 cm - cavo/cable 150 cm
1 E14 x max 60W 220-240V
CE IP20 1m

GIG1393.1L

Sospensione / Hanging lamp
vetro/glass Ø16 cm - cavo/cable 150 cm
1 E27 x max 105W 220-240V
CE IP20 1m

XXL1393.1L

Sospensione / Hanging lamp
vetro/glass Ø20 cm - cavo/cable 150 cm
1 E27 x max 105W 220-240V
CE IP20 1m



AP1391.1L

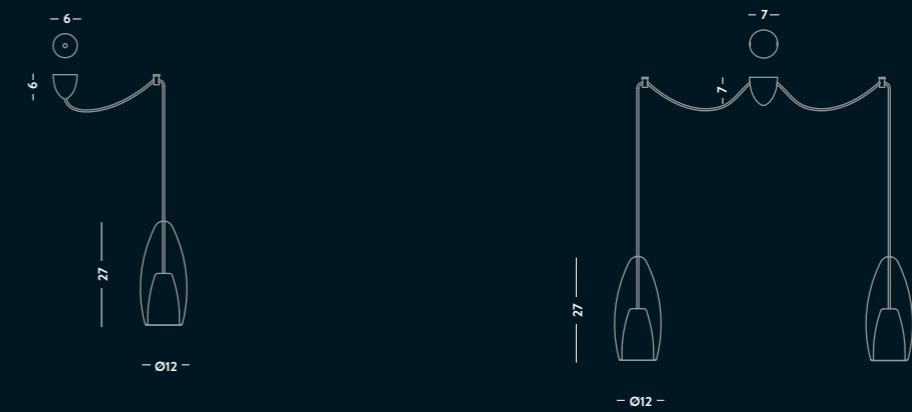
Applique / Wall lamp
vetro/glass Ø12 cm - cavo/cable 50 cm
1 E14 x max 60W 220-240V
CE IP20 1m

LU1390.1L

Lampada da tavolo / Table lamp
vetro/glass Ø12 cm - H 31 cm
1 E14 x max 60W 220-240V
CE IP20 1m

LUGIG1390.1L

Lampada da tavolo / Table lamp
vetro/glass Ø16 cm - H 39 cm
1 E27 x max 105W 220-240V
CE IP20 1m

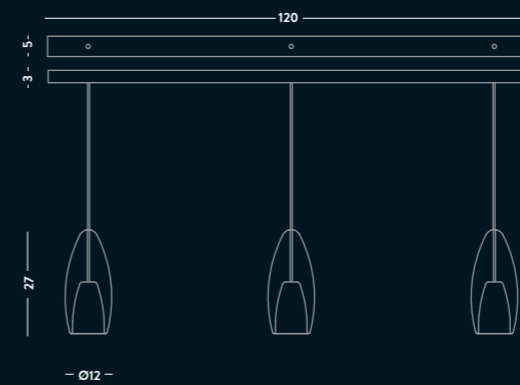


1393.1LD

Sospensione / Hanging lamp
vetro/glass Ø12 cm - cavo/cable 250 cm
1 E14 x max 60W 220-240V
CE IP20 1m

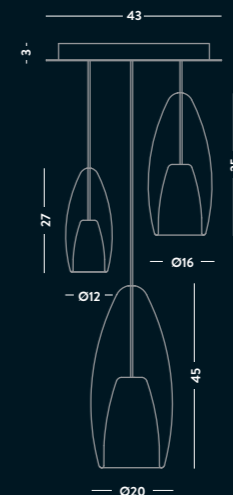
1393.2L

Sospensione / Hanging lamp
vetro/glass Ø12 cm - cavo/cable 250 cm
2 E14 x max 60W 220-240V
CE IP20 1m



1397.120.3L

Binario a soffitto / Ceiling track
vetro/glass Ø12 cm - cavo/cable 150 cm
3 E14 x max 60W 220-240V
CE IP20 1m



1399MX.43.3L

Plafoniera / Ceiling lamp
vetro/glass Ø12/16/20 cm - cavo/cable 150 cm
2 E27 x max 105W 1 E14 x max 60W 220-240V
CE IP20 1m

1397.120.3L
BINARIO A SOFFITTO / CEILING TRACK.
ACCIAIO INOX RILUCIDATO / STAINLESS POLISHED STEEL

1399MX.43.3L
PLAFONIERA / CEILING LAMP.
ACCIAIO INOX RILUCIDATO / STAINLESS POLISHED STEEL


COLORI VETRO DISPONIBILI / AVAILABLE GLASS COLOURS



01 - Trasparente / Transparent
03 - Rosa / Pink
04 - Iridescente / Shiny
05 - Ambra / Amber
06 - Verde / Green
07 - Azzurro / Sky-blue
08 - Fumè / Fume
16 - Tabacco / Tobacco
17 - Rubino / Ruby


ARTICOLI GIG E XXL NEL COLORE FUMÈ: SUPPLEMENTO DEL 10% SUL PREZZO DEL COLORATO / PRODUCTS GIG AND XXL IN FUME COLOR: 10% SURCHARGE ON THE PRICE OF THE COLOURED

COLORI METALLIZZATI VETRO DISPONIBILI / METALLIC GLASS COLOURS AVAILABLE



Nero Black
Oro rosa Rose gold
Acqua marina Seawater
Arcobaleno Rainbow

STRUTTURA METALLICA DISPONIBILE / AVAILABLE METAL STRUCTURE



Bianco White
Bronzo Bronze
Cromo Chrome
Nero Black



LADY LOUISTM

design, Alberto Manzoni

**LAMPADA A SOSPENSIONE,
PLAFONIERA E BINARIO**

*HANGING LAMP, CEILING LAMP
AND CEILING TRACK*



XXL1473.1L



GIG1473.1L 1473.1L



1473MX.3L



1473.1L

XXL1473.1L

GIG1473.1L



GIG1473.1L

1473.1L



1477.120.3L



XXL1473.1L



1475MX.3L

LADY LOUIS

STRUTTURA METALLICA DISPONIBILE / AVAILABLE METAL STRUCTURE:
CROMO/CHROME - NERO/BLACK




1473.1L

Sospensione / Hanging lamp

vetro/glass Ø20 H42 cm - cavo/cable 150 cm

1 G9 x max 42W 230V

CE IP20 1m



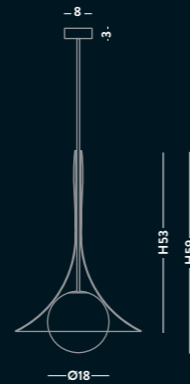
GIG1473.1L

Sospensione / Hanging lamp

vetro/glass Ø30 H57 cm - cavo/cable 150 cm

1 E27 x max 70W 220-240V

CE IP20 1m



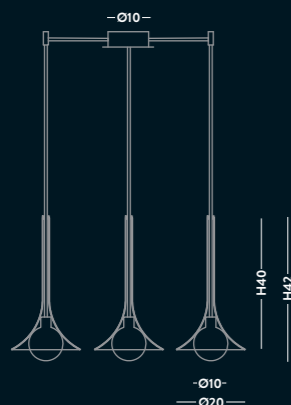
XXL1473.1L

Sospensione / Hanging lamp

vetro/glass Ø37 H59 cm - cavo/cable 150 cm

1 E27 x max 70W 220-240V

CE IP20 1m



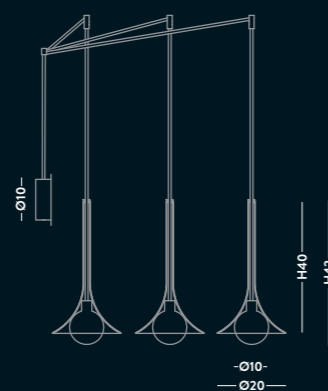
1473.3L

Sospensione / Hanging lamp

vetro/glass Ø20 H42 cm - cavo/cable 250 cm

3 G9 x max 42W 230V

CE IP20 1m



1475.3L

Sospensione / Hanging lamp

vetro/glass Ø20 H42 cm - cavo/cable 250 cm

3 G9 x max 42W 230V

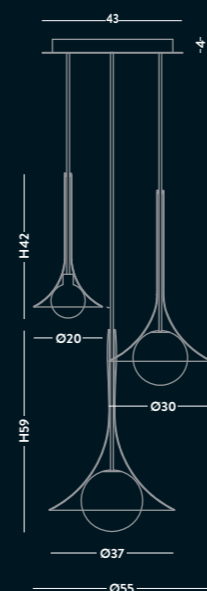
CE IP20 1m

COLORI VETRO DISPONIBILI / AVAILABLE GLASS COLOURS



01 - Trasparente
Transparent

05 - Ambra
Amber



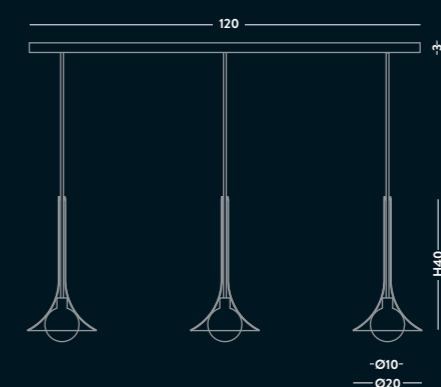
1479MX.43.3L

Plafoniera / Ceiling lamp

Ø55 cm - cavo/cable 150 cm

1 G9 x max 42W 2 E27 x max 70W 220-240V

CE IP20 1m



1477.120.3L

Binario a soffitto / Ceiling track

L120 - P20 cm - cavo/cable 150 cm

3 G9 x max 42W 230V

CE IP20 1m

1479MX.43.3L
PLAFONIERA / CEILING LAMP:
ACCIAIO INOX RILUCIDATO / STAINLESS POLISHED STEEL

1477.120.3L
BINARIO A SOFFITTO / CEILING TRACK:
ACCIAIO INOX RILUCIDATO / STAINLESS POLISHED STEEL

- CAVO ELETTRICO GOMMA NERO O TRASPARENTE / BLACK RUBBER OR TRANSPARENT ELECTRIC CABLE
- DIFFUSORE IN VETRO SABBBIATO / DIFFUSER IN SANDED GLASS

COLORI METALLIZZATI VETRO DISPONIBILI / METALLIC GLASS COLOURS AVAILABLE



Aubergine
Aubergine

Oro
Gold

Bronzo
Bronze



SCARLETT

design, Alberto Manzoni e Pietro Tucci

LAMPADA APPLIQUE E
SOSPENSIONE

HANGING AND WALL LAMP



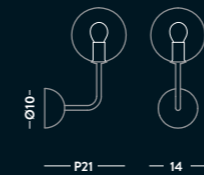
1493.8+8/16L



AP1491.1L

SCARLETT

STRUTTURA IN OTTONE DISPONIBILE / BRASS STRUCTURE AVAILABLE:
 OTTONE SPAZZOLATO / BRUSHED BRASS (01)
 BRONZO SPAZZOLATO / BRUSHED BRONZE (02)



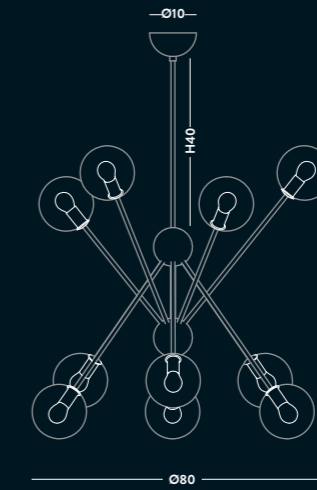
AP1491.1L

Applique / Wall lamp

L14 cm - P21 - H30 cm

1 E14 x max 42W 220-240V

CE IP20 (1m)



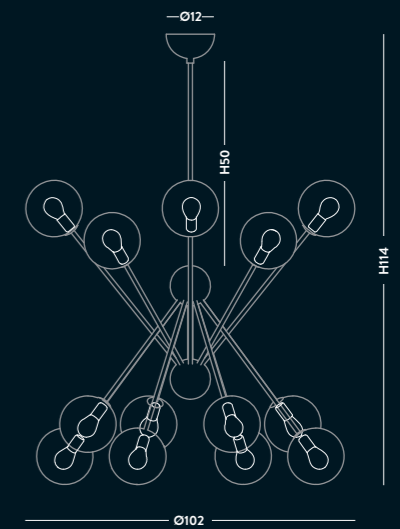
1493.6+6/12L

Lampadario / Chandelier

Ø80 cm - H98 cm

12 E14 x max 42W 220-240V

CE IP20 (1m)



1493.8+8/16L

Lampadario / Chandelier

Ø102 cm - H114 cm

16 E14 x max 42W 220-240V

CE IP20 (1m)

COLORI VETRO DISPONIBILI / AVAILABLE GLASS COLOURS




01 - Trasparente
Transparent

05 - Ambra
Amber

16 - Tabacco
Tobacco

Bianco satinato
White satin

STRUTTURA IN OTTONE DISPONIBILE / BRASS STRUCTURE AVAILABLE



01 - Ottone spazzolato
Brushed Brass

02 - Bronzo Brunito
Burnished Bronze





Amministratore
Pietro Tucci

Product design
Cangini e Tucci
Alberto Manzoni
Enrico De Lotto

Fotografia
Studio Leon

Art direction
Leonardi and Partners

Stampa
Litografia il Papiro

Si ringrazia Duebi Italia per la fornitura
dei complementi d'arredo
pagg. 11, 17, 18, 28, 29, 30, 39,
40, 41, 51, 52, 53, 58, 59

Foto ambientate (articolo Zoe)
pagg. 19 Restaurant Portofino
Light project by www.fliesen-und-wohnambiente.de

pagg. 60, 61, 63
Hotel Mezdi ***S - Visciani Photography

CANGINI&TUCCI
Via Archimede, 235
47521 Cesena (FC) ITALY
T +39 0547 303035
F +39 0547 645146
info@canginietucci.com

www.canginietucci.com

L'azienda si riserva il diritto
di apportare modifiche, atte
al miglioramento del prodotto,
in qualsiasi momento
e senza preavviso.

*The company reserves the right
to make design changes
to improve the products
at any time and without notice.*

CANGINI & TUCCI